


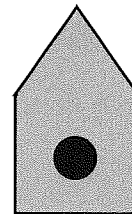
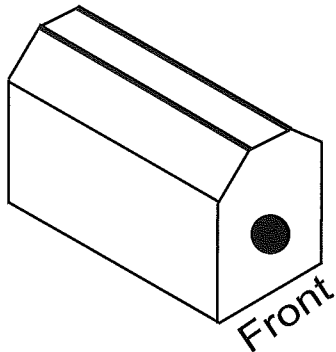


Unit 8 Lesson 2

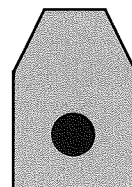

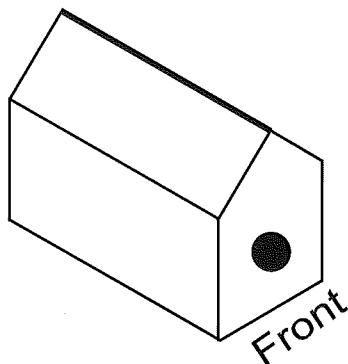
Bird's Eye View

Draw lines to connect the birdhouse design with the correct front, top, and side views. Label the views as front view, top view, or side view.

Birdhouse Design 1

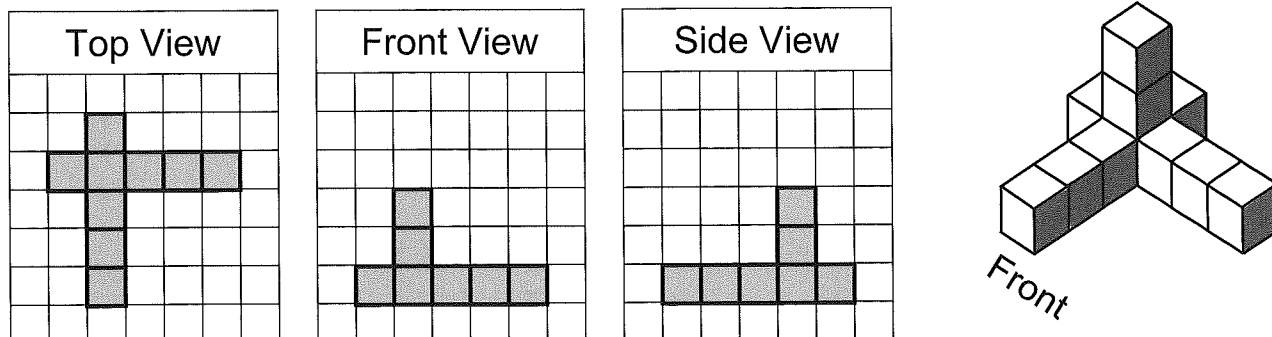


Birdhouse Design 2

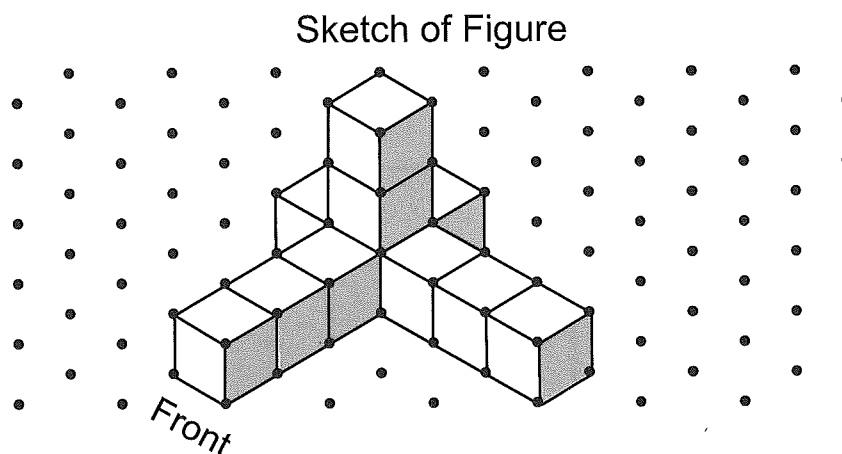


Independent Practice





An orthographic drawing of a three-dimensional figure consists of the Front view, Side view, and Top view of the solid. Grid paper can be used when drawing the different views.



An isometric drawing is the three-dimensional view of the figure. Isometric dot paper can be used when drawing three-dimensional figures.



Complete the table.

	Top View	Front View	Side View	Sketch
1				



Unit 8 Lesson 2

	Top View	Front View	Side View	Sketch
2				
3				
4				

Complete the table.

	Sketch	Top View	Front View	Side View
5				




	Sketch	Top View	Front View	Side View
6	<p>Front</p>			
7	<p>Front</p>			
8	<p>Front</p>			
9	<p>Front</p>			
10	<p>Front</p>			




Unit 8 Lesson 2

The Grand Theater


Kathleen built a stage prop of the Grand Theater for her drama class. She used the front view, top view, and side view of the Grand Theater shown below.



Front View

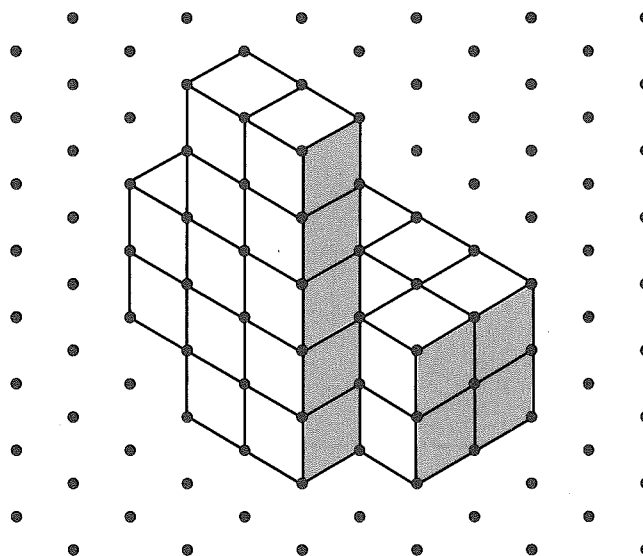


Top View



Side View

Kathleen's friend Dorothy said that her model had been built incorrectly. The isometric drawing below is of the Grand Theater Kathleen built. Is her model built correctly? Justify your answer.



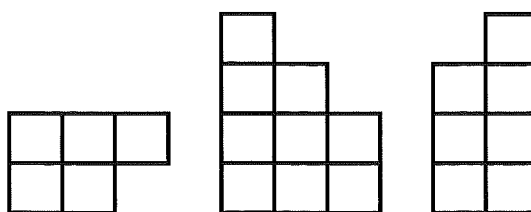
FOR TEACHER USE ONLY:

a. YES NO Student arrives at a correct solution?

	4	3	2	1
b. Conceptual Knowledge				
c. Procedural Knowledge				
d. Communication				

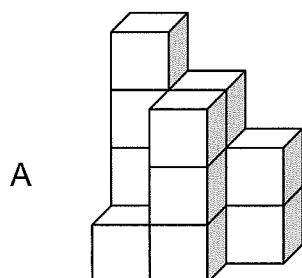


- 1 The drawing shows the top view, front view, and the side view of a three-dimensional figure.

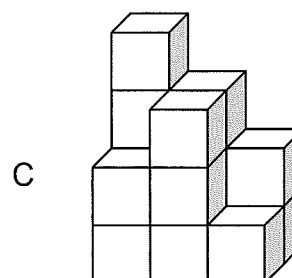


Top View Front View Side View

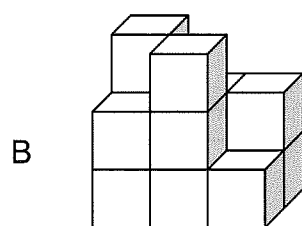
Which drawing shows a three-dimensional view of this figure?



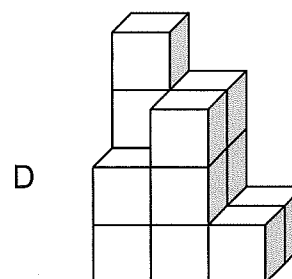
Front



Front



Front

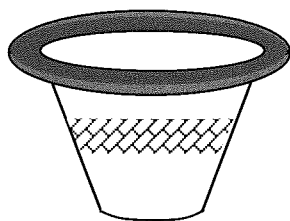


Front



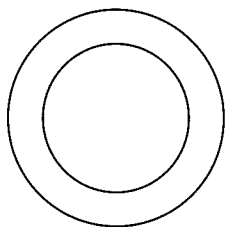
Unit 8 Lesson 2

- 2 A clay pot is shown below.

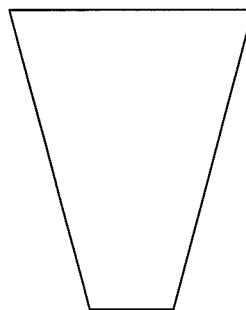


Which drawing shows the top view of the clay pot?

A



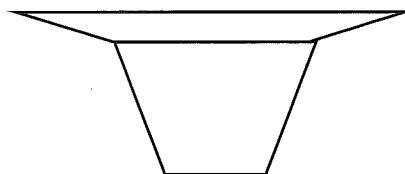
C



B

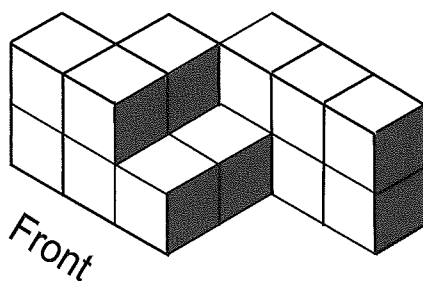


D

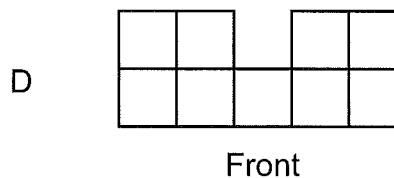
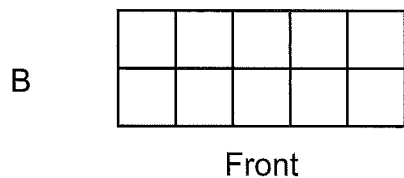
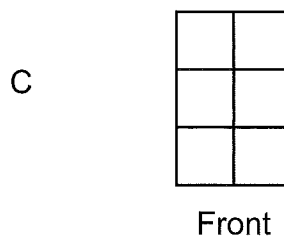
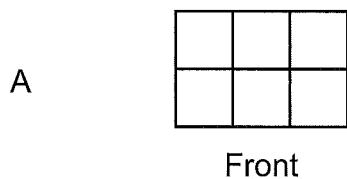




- 3 Lara made a three-dimensional figure by stacking cubes. The figure is shown below.



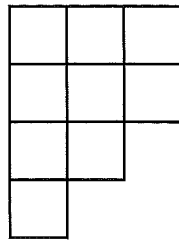
Which drawing best represents a front view of this figure?



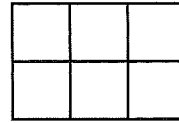


Unit 8 Lesson 2

- 4 Renaldo made a three-dimensional figure by stacking cubes. The top view and front view of the figure are shown below.



Top View



Front View

Which drawing shows a three-dimensional view of the figure that Renaldo created?

